



PRIMARY 3 PRINCIPAL'S BRIEFING 13 APRIL 2018

ENGLISH DEPARTMENT SHARING



We will be looking at...

- requirements of P3 writing task
- Tips to help your child

Example of a Writing

Write a composition of **at least 100 words** about **an act of bravery**.



The pictures, not arranged in sequence, are provided to help you think about this topic.

Your composition should be based on one, two or all of these pictures.

Consider the following points when you plan your composition:

- What was happening?
- What did the witness do?
- How was the fire put out?
- What were the reactions of the residents in the block on fire?

You may use the points in any order and include other relevant points as well.



Tips to Generate Ideas

Questioning using the 5W1H

e.g. Who

What

When

Where

Why

How



Introduction:

Problem:

Solution:



Introduction:

Who are the characters in the story?

Where is the story taking place?

When is the story taking place?

Problem:

What is the problem in the story?

Why did the problem occur?

How did the problem take place?

Who is involved?



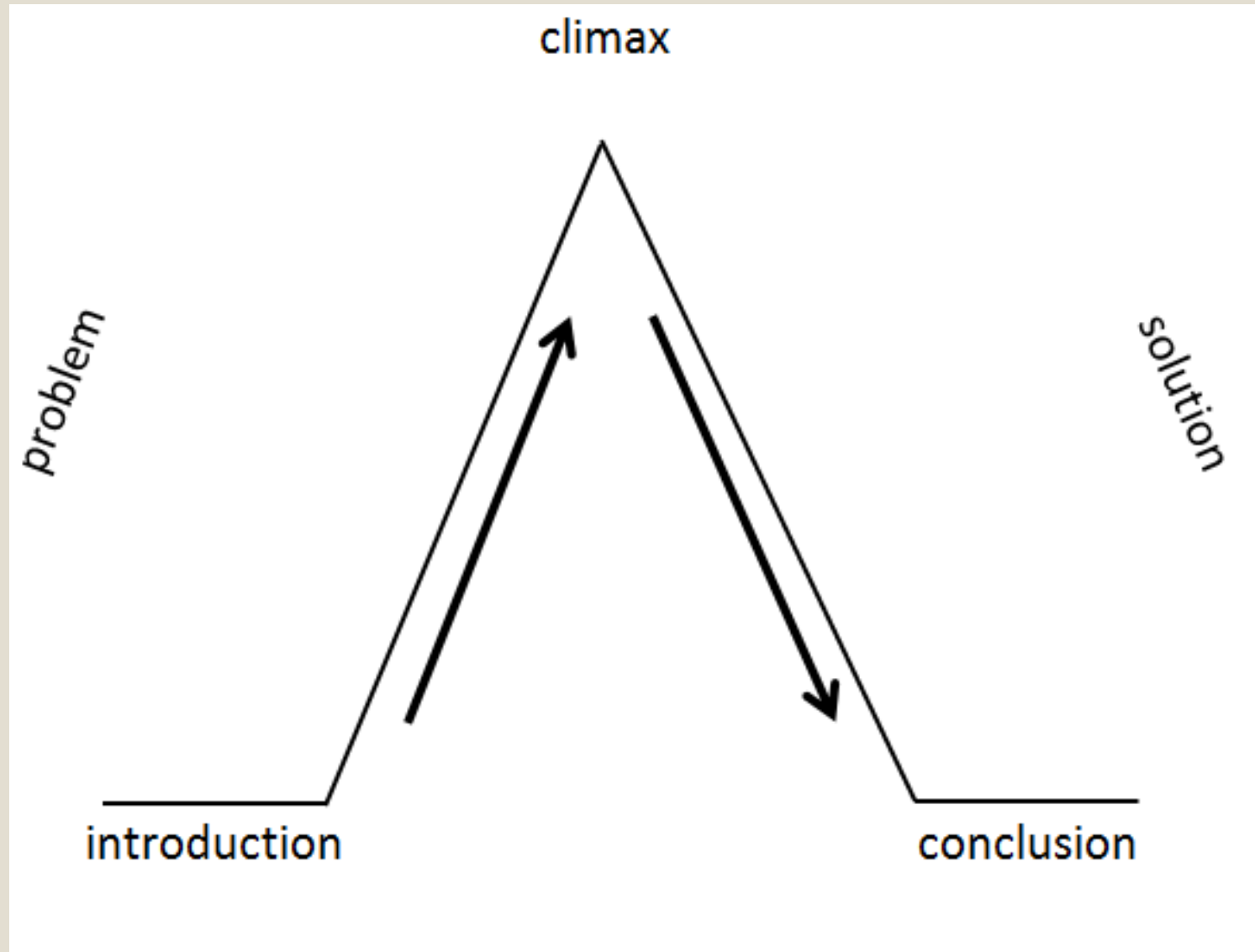
Solution:

What happened in the end?

Who has helped to solve the problem?



Graphic Organiser 1



Graphic Organiser 2

1. The Beginning

Introduce the main characters and describe the setting. What will your opening sentence be?

2. The Build-Up

What things happen?
What clues are there?
What is said? How do you build up the excitement?

3. The Problem or Dilemma

Things might go wrong!
Is there a mystery, or do terrible things happen? Are there any disagreements?

4. The Resolution

How are things going to be sorted out? Problems have to be solved, and people made happy again.

5. The Ending

Does the story end happily ever after? What have people learned? Have characters changed?

climax

The same man ran out of the building carrying a child

Fire fighters arrived and were putting out the fire

Paramedics came to his help

A man rushed into the flat

Both man and child were unhurt

A lady wailing for her child who was still in the flat

The mother was thankful to the brave man

Many residents were crowding below the flat

I alerted '998'

Everyone applauded for his brave act

I saw smoke billowing from a block of flats

I was on my way home


introduction

conclusion

An Act of Bravery

problem

solution



Graphic Organiser 2

Introduce the main characters and describe the setting. What will your opening sentence be?

1. The Beginning

It was a Friday.
I was on my way home.
I had a long day after school.

What things happen?
What clues are there?
What is said? How do you build up the excitement?

2. The Build-Up

I saw smoke billowing from a flat.
I called '998'.
Many residents were crowding at the foot of the block.

3. The Problem or Dilemma

A lady wailed loudly for her child still trapped inside.
A man rushed into the building.

Things might go wrong!
Is there a mystery, or do terrible things happen? Are there any disagreements?

4. The Resolution

The firefighters arrived.
They tried to put out the fire.
The man carried a child out of the flat.

How are things going to be sorted out? Problems have to be solved, and people made happy again.

Does the story end happily ever after? What have people learned? Have characters changed?

5. The Ending

Paramedics came to their aid.
Both man and child were unhurt.
Mother was thankful for the man's brave act.

6 Traits of Writing

Six Traits Writing Board Posters and Strategy Cards



Ideas

I choose a strong topic.
I use strong details to make my writing interesting.
I stick to the topic so my writing is clear and makes sense.

Organization

My writing has a strong beginning.
I put things in order so my writing makes sense.
My writing has a strong ending.

Word Choice

I choose words carefully.
I use strong words to paint a picture in the reader's mind.
I use juicy words to make my writing sparkle.

Voice

My writing has a style.
My writing sounds like me.
My personality shines through my writing.

Conventions

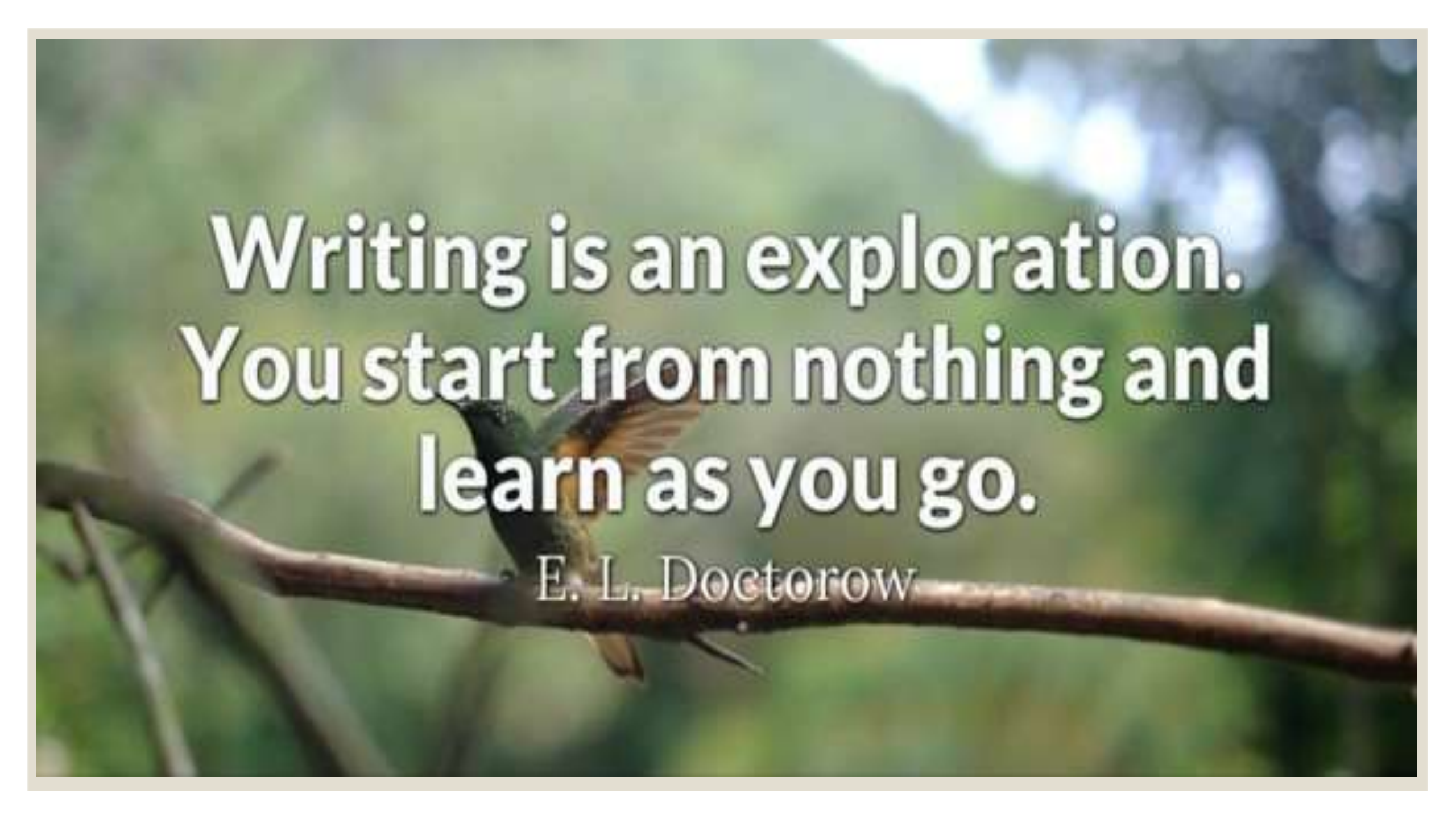
I use capital letters.
I use periods, exclamation points, and question marks.
I leave spaces between words.
I check my spelling.

Sentence Fluency

My writing flows smoothly and is easy to read.
I start each sentence differently.
I have long and short sentences.

Graphics by Scrappin Doodles
Digital art by BaBaPuff

Created by The Teacher Wears Prada

A hummingbird is perched on a thin, brown branch that runs horizontally across the lower half of the image. The bird is facing left, with its wings slightly spread. The background is a soft-focus green landscape with trees and foliage. Overlaid on the image is a quote in white, bold, sans-serif font with a thin black outline. The quote is centered and occupies the upper two-thirds of the image. Below the quote, the author's name is written in a smaller, white, serif font.

**Writing is an exploration.
You start from nothing and
learn as you go.**

E. L. Doctorow