

A colorful illustration of a landscape with rolling green hills, a brown path, a green tree, a purple and pink flower, and a red bird flying in the sky.

P3 Annual Briefing For Parents

13 April 2018



Welcome to
Pioneer Primary School





“The purpose of education must be beyond just academics. It must be to **prepare our students for life, for work and for citizenship.**”

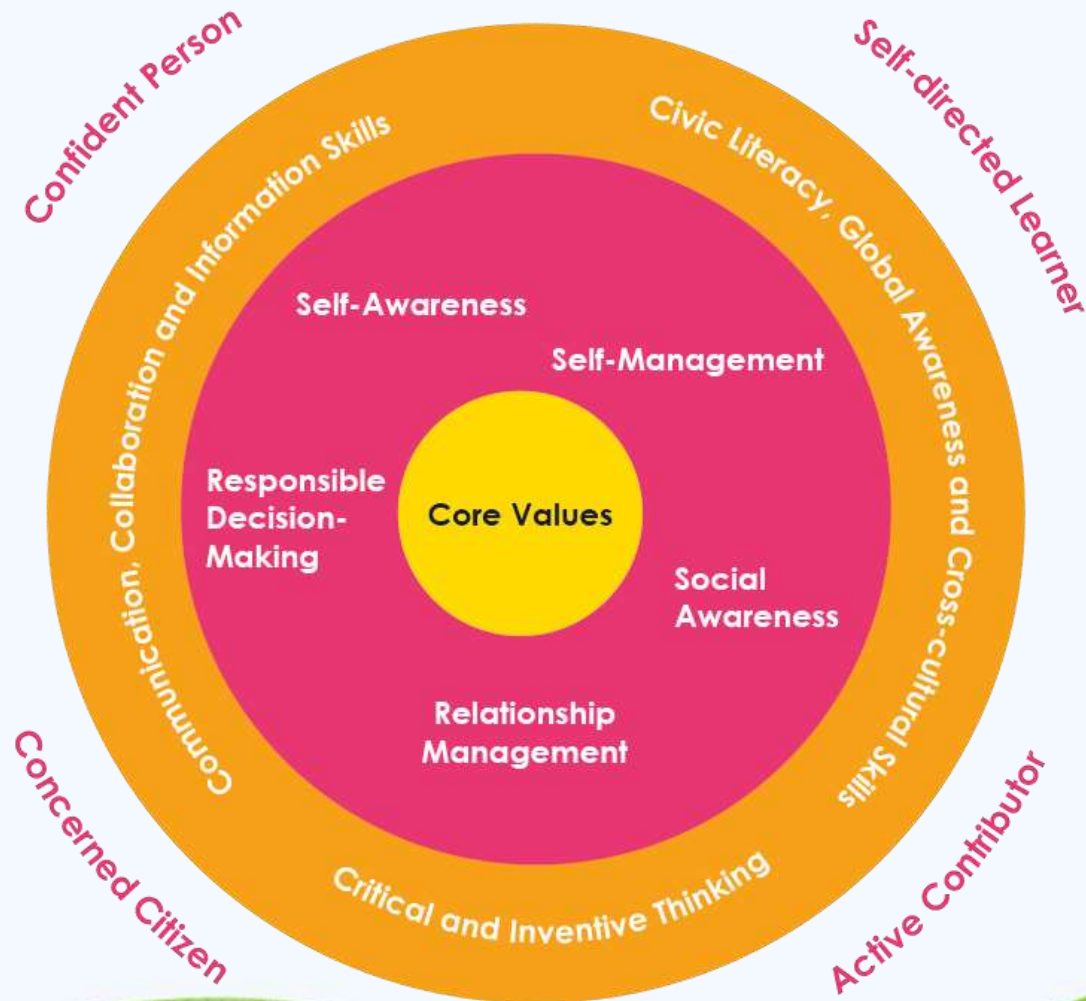
***Mr Ng Chee Meng
Minister for Education
29 Dec 2016***

What will our children need to be ready for life, work and citizenship?

- Strong moral values and social and emotional skills to manoeuvre in a complex world
- Passion for learning and life-long learning
- Well-rounded person who can innovate

MOE has been shifting to nurture well-rounded individuals by moving away from overemphasis on academic results and providing opportunities for students to discover and develop their strengths and interests.

MOE 21st Century Competencies and Student Outcomes



Competencies for the 21st Century

Civic Literacy, Global Awareness and Cross-cultural Skills

- Need a broader worldview, and the ability to work with people from diverse cultural backgrounds, with different ideas and perspectives.

Critical and Inventive Thinking

- Need to be able to think critically, assess options and make sound decisions. Explore and be prepared to think out of the box.

Information and Communication Skills

- Be able to ask questions, know how to sieve information and extract that which is relevant and useful.
- Need to be discerning
- Be able to communicate their ideas clearly and effectively.

Our School Vision




Rooted in Values;
Ready for the Future;
Gem of the Community



Our School Mission

To develop each student to be a life-long learner, a leader with character, a success in his own right so as to serve the community.




Our School Values

An Inquiring and Imaginative Mind

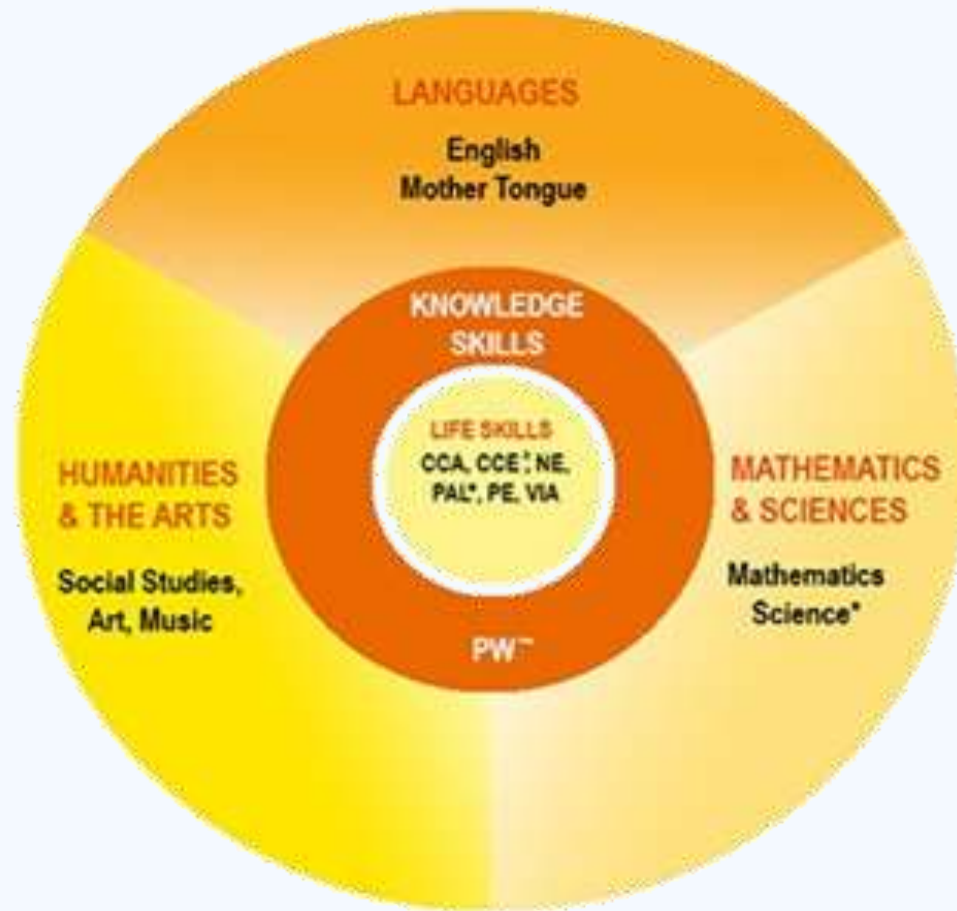
Value Self and Others

Integrity

Doing Our Best



Primary School Curriculum



Transition from P2 to P3

Help your child to cope with the following changes

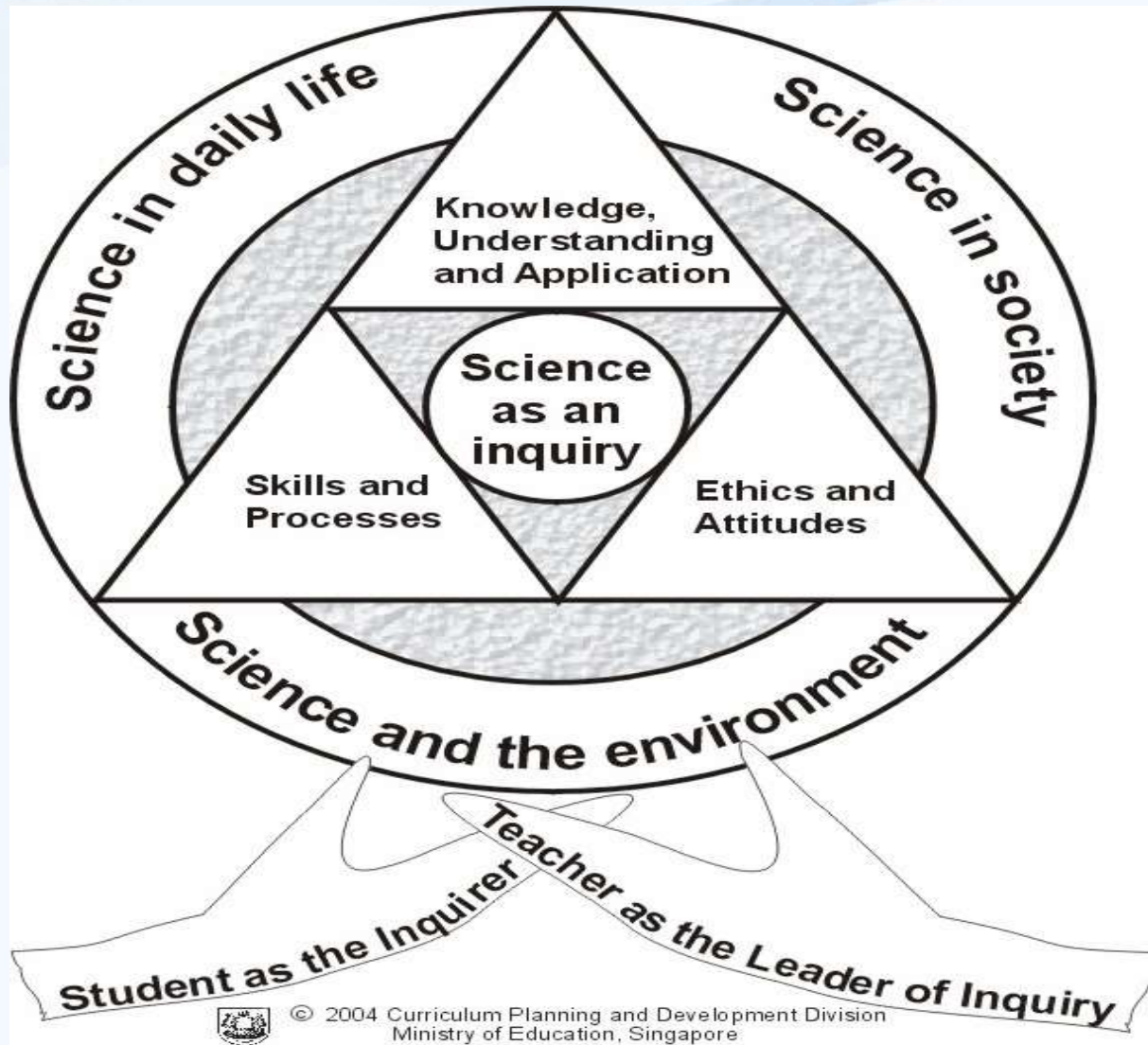
- More homework and the work is not so easy
- One more subject, **Science**
- Faster pace
- Expected to be more independent
- Everything seems harder and more difficult to achieve

Transition from P2 to P3

How you can help your child to manage?

- **Understand the new learning environment**
 - Meeting with the Form Teacher
 - Work with the teachers
- **Be realistic** about what is expected now compared to the past
- **Inculcate Good Habits** – time management, learning skills, self control/disciplined
- **Be patient** - time is needed to learn to manage

New Subject for P3 students - Science



Science in Daily Life
- using scientific skills in our daily life, eg: Observing trends and patterns, Analysing data, Asking Why etc

Understanding of Scientific Concepts and Applications


4. Material Y and Z have the following properties:

At P3 level

Material Y	Material Z
Heavy	Light
Not Waterproof	Waterproof
Durable	Durable
Strong	Strong
Not flexible	flexible

(a) Which material is not suitable for making into a pair of boots? (1m) Give the reasons for your answer. (2 m)

In an amusement park, people drive bumper cars and try to bump one another at part W.



At P6 level

Higher Order thinking
Qn
- application

(a) Suggest a property of the material used to make part W. Explain how this property is suitable for bumping.

Special P3 Level Programmes

Learning Experiences to develop 21CC skills

- Readers' Theatre
- Learning Journey to NEWater Visitor Centre
- Project Work
- GEP Screening
- SwimSafer Programme
- Learning for Life Programme - Folk Dance

Gifted Education Programme (GEP)



Goals of GEP

- **Develop intellectual depth and higher level thinking**
- **Nurture productive creativity**
- **Develop attitudes for self-directed lifelong learning**
- **Enhance aspirations for individual excellence and fulfilment**
- **Develop a strong social conscience and commitment to serve society and nation**
- **Develop moral values and qualities for responsible leadership**

GEP Identification

- The exercise aims to identify pupils with high intellectual potential. As students develop at different rates, we should allow them to blossom at their own pace.
- Students are identified for the GEP through a two-stage exercise in Primary 3.
- The entry point into the GEP is at Primary 4.

GEP Identification

Stage	Date	Participants	Papers
Screening	24 Aug 2018	Primary 3 pupils enrolled in government and government-aided schools.	English Language Mathematics
Selection	16 and 17 Oct 2018	Only shortlisted pupils will be invited to the Selection stage.	English Language Mathematics General Ability

Co-Curricular Activities (CCA)



Co-Curricular Activities (CCA)

CCAs are a wonderful platform to build character and leadership.

- Students to discover their interests and talents while developing values and competencies.
- Students learn to discover their leadership skills and learn skills like resilience, perseverance, teamwork and other skills.
- Promote friendships among students from diverse backgrounds.

Considerations for choosing a CCA

To maximize the learning, it would be good to continue in the CCA for 4 years as it takes time to hone the skills and a fuller appreciation of what the CCA has to offer.

- What is your child's interest?
- What skills will the CCA provide for your child's learning and that complement his/her disposition?
- What can your child foresee himself/herself doing for the next 4 years?

Parent-School Partnership



Partnering You in Education

A strong partnership between the home and the school will put our children in good stead for the future.

- Communicate with your child's teachers
- Reinforce the school values at home
- Trust your child's teacher(s) and school
- Monitor your child's learning
- Be a Parent Volunteer

Encourage Your Child to Read

- Reading helps to improve on the language and also open the window to new ideas
- Check that your child has a regular reading time
- Ensure that your child has a book in his bag
- Visit the library

Thank You

